



FEATHER®

Disposable microtome blades

Standard microtome blade holders

# Histology & Pathology

One-touch microtome blade holders

Cryostat microtome blade holders

Separately available parts and accessories

Autopsy blade handles and blades

Dissecting blade handles and blades

Replaceable blade scissors No.145 and blades

Trimming knife handles and blades

Safety trimming knife handles and blades























MADE IN JAPAN

New Feather disposable microtome knives represent a great innovation in microtomy. These advanced knives are the result of extensive R & D and consist of special disposable blades and a holder. State-of-the-art Feather sharpening technology gives blades unsurpassed cutting performance. The disposable blade design eliminates troublesome grinding for speedier sectioning of specimens and substantially higher operating efficiency. A wide selection of holders is available to match almost any paraffin embedded / frozen tissue sectioning microtome on the market. Please see the list on the back page for details.

Disposable microtome blades

The ultra-precision edge of these disposable microtome blades is specially coated for superior cutting performance. Feather's expanded product line enables you to select the blade that best meets your needs.

- REMARKS: 1. Our advice for sectioning helps to obtain better sections.  
 2. Non-decalcified tissue cannot be sectioned by the blades below.  
 3. Disposable blades are extremely sharp. Take care when handling them.

Information	Material	Dimension (T)x(W)x(L)	Edge Finish	Soft tissue	Hard tissue	Large block	Cryostat	Thin sectioning	Ribbon sectioning	Technical information	Trimming	Type of Microtome	Package
 <p><b>S-35 "Fine"</b> For thin sectioning of paraffin embedded tissue blocks. It has earned a high reputation for superior cutting performance and durability.</p>	Stainless Steel	0.254 x 8 x 80 Edge Angle 35°	Resin Coating Platinum Spattering		⊙		○	○		Standard blade for routine sectioning. Both for rotary / sledge microtomes. Good sectioning quality in initial sectioning.	Short trimming time.	Sledge / rotary	Plastic Dispenser Box of 50 blades
 <p><b>R-35 "Routine"</b> For thin sectioning of paraffin embedded tissue blocks. Especially suited for routine microtomy operations. Double spattering increases edge strength and durability even when sectioning right after trimming with the same blade position.</p>	Stainless Steel	0.254 x 8 x 80 Edge Angle 35°	Resin Coating Platinum Spattering		○	⊙		⊙	Special hardened blade edge. Easy to get ribbon sectionings. For hard tissue.	Short trimming time.	Short trimming time.	Sledge / rotary	Plastic Dispenser Box of 50 blades
 <p><b>A-22</b> For extra thin sectioning of paraffin embedded tissue blocks. Especially suited for fibered tissues / biopsy.</p>	Stainless Steel	0.254 x 8 x 80 Edge Angle 22°	Resin Coating Platinum Spattering		⊙			⊙	Standard blade for routine sectioning easy to get ribbon section.	Short trimming time.	Short trimming time.	Sledge / rotary	Plastic Dispenser Box of 50 blades
 <p><b>A-35 "Superior"</b> For thin sectioning of paraffin embedded tissue blocks. Especially suited for hard tissue block sectioning and ribbon sectioning. Durable and stable life after trimming.</p>	Stainless Steel	0.254 x 8 x 80 Edge Angle 35°	Resin Coating Platinum Spattering		○	⊙	○	○	Durable and stable sectioning quality also for ribbon section.	Short trimming time.	Short trimming time.	Sledge / rotary	Plastic Dispenser Box of 50 blades
 <p><b>N-35 "Long Duration"</b> For thin sectioning of paraffin embedded tissue blocks. Long blade life, no need to move the blade in real sectioning after trimming.</p>	Stainless Steel	0.254 x 8 x 80 Edge Angle 35°	Resin Coating Platinum Spattering		○	⊙		○	Long and stable sectioning quality. Very good for hard tissue. Also suitable for ribbon sectioning.	After short trimming, excellent durability.	After short trimming, excellent durability.	Sledge / rotary	Plastic Dispenser Box of 50 blades
 <p><b>N-35HR</b> For thin sectioning of paraffin embedded tissue blocks. Especially recommended for hard tissue and routine sectioning.</p>	Stainless Steel	0.254 x 8 x 80 Edge Angle 35°	Resin Coating Platinum Spattering		○	⊙		○	Especially for hard tissue. Also suitable for ribbon sectioning. Very good service life.	Short trimming time.	Short trimming time.	Sledge / rotary	Plastic Dispenser Box of 50 blades
 <p><b>S-22 "Super Fine"</b> For extra thin sectioning of paraffin embedded tissue blocks. Especially recommended for laboratory use. Under some circumstances, blade life may be limited because of the ultra-thin edge.</p>	Stainless Steel	0.254 x 8 x 80 Edge Angle 22°	Resin Coating Platinum Spattering		⊙			⊙	For soft tissue and extremely thin sectioning. (Research)	Short trimming time.	Short trimming time.	Sledge / rotary	Plastic Dispenser Box of 50 blades
 <p><b>HIGH-PROFILE</b> For thin sectioning of paraffin embedded tissue blocks. Especially suited for ribbon sectioning with rotary microtome.</p>	Stainless Steel	0.31 x 14 x 75.7 Edge Angle 35°	Resin Coating Platinum Spattering		⊙	○		⊙	Standard blade for routine sectioning easy to get ribbon section.	Short trimming time.	Short trimming time.	Sledge / rotary	Plastic Dispenser Box of 50 blades
 <p><b>C-35</b> For thin cryo-sectioning. Specially ground for cryostat use to eliminate curling or wrinkling problems.</p>	Carbon Steel	0.245 x 8 x 80 Edge Angle 35°						⊙	Carbon steel blade. For cryostat only.			Cryostat	Plastic Dispenser Box of 20 blades
 <p><b>S-35L</b> For thin sectioning of large tissue blocks. Same quality as the S-35. (120mm)</p>	Stainless Steel	0.254 x 8 x 120 Edge Angle 35°	Resin Coating Platinum Spattering		⊙		⊙		12cm long blade. For large tissue.	Short trimming time.	Short trimming time.	Sledge	Plastic Dispenser Box of 20 blades
 <p><b>S-35LL</b> For thin sectioning of large tissue blocks. Same quality as the S-35. (180mm)</p>	Stainless Steel	0.254 x 8 x 180 Edge Angle 35°	Resin Coating Platinum Spattering		⊙		⊙		18cm long blade. For large tissue.	Short trimming time.	Short trimming time.	Sledge	Plastic Dispenser Box of 20 blades

Actual size

⊙=BEST ○=GOOD

Standard microtome blade holders

Our Standard Microtome Holders have earned an excellent reputation in universities, hospitals and laboratories throughout the world for fine operational ease and performance.



**No.130A\***  
Specially designed for rotary microtomes.

**No.160\***  
Our most popular holder. Usable for both sliding and rotary microtomes.

**No.240S\***  
For large sliding microtomes with one blade fixing plate.

**No.240D\***  
For large sliding microtomes. Both trimming and sectioning are possible with one holder.

Note: \*Indicates models provided with 50 disposable blades. (S-35)

		No.130A	No.160	No.240S	No.240D
Body unit (L)x(W)x(T)mm		130 x 40 x 8	160 x 45 x 12	240 x 45 x 12	240 x 45 x 12
Blade fixing plate (L)x(W)x(T)mm		50 x 20 x 7.6	80 x 20 x 5.8	80 x 20 x 5.8	80 x 20 x 5.8
Weight (g)		184	375	545	586
Material	Body unit	SKD-11	SKD-11	SKD-11	SKD-11
	Knob parts	Stainless steel	Stainless steel	Stainless steel	Stainless steel
Finish	Body unit	Ultra-precision ground finish	Ultra-precision ground finish	Ultra-precision ground finish	Ultra-precision ground finish
	Plastic box	1	1	1	1
Accessories	Hexagonal screwdriver	1	1	1	1
	Spare hexagonal screws	2	3	3	6
	Disposable blades (S-35 Type)	1	1	1	1

One-touch microtome blade holders

The blade can be easily replaced without tightening any screws. Blade insertion and replacement are equally fast and simple.



**No.130AE\***  
Specially designed for rotary microtomes.

**No.160E\***  
For sliding microtome use.


**No.240E**  
For sliding microtome use. Specially designed for sectioning large specimens. Usable with S-35L (120mm), S-35LL(180mm), S-35 or R-35 (80mm) disposable blades.

Note: \*Indicates models provided with 50 disposable blades. (S-35)  
Other models are provided without blades.

		No.130AE	No.160E	No.240E
Body unit (L)x(W)x(T)mm		130 x 40 x 9.2	160 x 45 x 12	240 x 47.5 x 12.0
Blade fixing plate (L)x(W)x(T)mm		50 x 22 x 6	80 x 20 x 7.2	160 x 22 x 7.5
Knob length x diameter(W)mm		20 x 8	22 x 10	38 x 17
Weight (g)		216	383	680
Material	Body unit	SKD-11	SKD-11	SKD-11
	Knob parts	Stainless steel	Stainless steel	Stainless steel
Finish	Body unit	Ultra-precision ground finish	Ultra-precision ground finish	Ultra-precision ground finish
	Plastic box	1	1	1
Accessories	Fixing plate bolt	1	1	1
	Spare spring	4	4	3
	L-shape wrench (for adjustment)			1
	Disposable blades (S-35 Type)	1	1	

## Cryostat microtome blade holders

These holders can be mounted on almost any type or brand of cryostat microtome.



**No.130C-A\*\***  
Our most popular model for cryo-sectioning.

**No.130C-S\*\***  
The 130C-A model with Anti-Roll Device.


**No.130C-AO\*\***  
Specially designed for A.O. cryostat microtomes.

**No.160C**  
Our new model for cryo-sectioning without Anti-Roll Device.

Note:\*\* Indicates models provided with 20 disposable blades. (C-35)  
Other models are provided without blades.

		No.130C-A	No.130C-S	No.130C-AO	No.160C
Body unit (L)x(W)x(T)mm		130 x 35 x 6	130 x 35 x 6	130 x 33.5 x 9.5	160 x 38 x 10.2
Blade fixing plate (L)x(W)x(T)mm		50 x 29 x 4.8	50 x 29 x 4.8	50 x 29 x 4.8	60 x 29 x 4.8
Weight (g)		128	153	188	280
Material	Body unit	SKD-11	SKD-11	SKD-11	SKD-11
	Knob parts	Stainless steel	Stainless steel	Stainless steel	Stainless steel
Finish	Body unit	Ultra-precision ground finish	Ultra-precision ground finish	Ultra-precision ground finish	Ultra-precision ground finish
	Fixing plate	Teflon coat	Teflon coat	Teflon coat	Teflon coat
Accessories	Plastic box	1	1	1	1
	Hexagonal screwdriver	1	1	1	1
	Spare hexagonal screws	2	2	2	3
	Disposable blades (C-35 Type)	1	1	1	

## Separately available parts and accessories



Screw Set A for 160 / No. 240D  
Screw Set B for 130A

Includes:  
Hexagonal Screws ——— 6  
Hexagonal Screwdriver ——— 1

Screw Set No. 130C/C-AO/C-CR/160C

Includes:  
Hexagonal Screws ——— 6  
Hexagonal Screwdriver ——— 1



Anti-Rolling Device Set


Includes:  
Anti-Rolling Device ——— 1  
Fixing Screws ——— 2  
Spare Plastic Plate ——— 1  
L-Shape Wrench ——— 1




Anti-Rolling Plastic Plates

Includes:  
Anti-Rolling Plastic Plates ——— 2

Other parts are also available.



Screws and Joint-balls



Fixing Plates

List of mountable microtomes for blade holders

In some cases FEATHER blade holders can not be fixed in older models of knife holders due to the thickness and the space at the knife holder clamping systems.

Type	Manufacturer	Model	Microtome Holder Set No.								
			160/160E	240/S/E	240/D/E	130A/AE	160C	130C	130C-S	130C-AO	
Sliding Microtome	ANGLIA	AS 200	○	○	○						
	A.O	860	○	○	○						
	ERMA	GE 68	○	○	○						
	LEITZ	1208 / 1400 STANDARD SLEDGE (Leica SM 2400)	○	○	○						
	PFM AG	Slide 2002	○								
		Slide 2003	*1 ○	*1 ○	*1 ○						
	Slide 4003E		○	○	○						
			○	○	○						
	SAKURA	IVS 410 / CRM 440	○	○	○						
	YAMATO	REM 700	○	○	○						
		ROM 380	○	○	○						
	ROM 670e		○	○	○						
			○	○	○						
	LEICA / REICHERT JUNG	SM 2000R / SM 2010 R	○	*2 ○	○						
		SM 2400 / 2500	○	○	○						
	HN 40		○								
			○								
	MICROM / THERMO	HM 430 / HM 450	○	○	○						
HM 400S / HM 400R		○	○	○							
HM 440E		○	○	○							
		○	○	○							
BRIGHT	Hacker-Bright 8000 Sledge	○	○	○							
ZEISS	HYRAX S 30 / S 50	○	○	○							
Rotary Microtome	ANGLIA	AS 200 / AS 300 / AS 325 / AS 400 / AS 500	○								
	A.O	820	○			○					
	ERMA	LARGE / SMALL	*2 ○								
	LEITZ	1512 / 1516 / 1715	*2 ○								
	LIPSHAW	45	○								
	LKB	2218 / 2230	*2 ○								
	MICRO-TEC	CUT 4055 / 4050 / 4060	○								
	PFM AG	Rotary 3003	○								
		Rotary 3002	○								
	RMC	MT 910 / 920 / 940	○								
	SAKURA	Accu-Cut SRM 200	○								
		Accu-Cut SRM 400	○								
	SLEE	B / BR1 / BR R1 / BR M	○								
		Cut 4062 / 5062 / 6062	○								
	YAMATO	CYLINDER / R 240	○								
		800 / 820 / 2025 / 2035	○								
	LEICA / REICHERT JUNG	1140 / 1150 / 1165	○								
		2030 / 2040 / 2045 / 2050 / 2055 / 2065	○								
RM 2125 / 2135 / 2145 / 2165		○									
		○									
MICROM / THERMO	HM 315 / 320 / 325 / 330 / 340 / 350 / 360	○									
	Erogostar	○									
Shandon Finesse 325 / Shandon Finesse ME+ Microtome		○									
	Hypercut	○									
MEDITE	Meditome	○									
DIAPATH	Semiautomatic CUT R / CUT X	○									
ZEISS	HYRAX M 25 / M40 / M50 / M60	○									
Cryostat Microtome	ANGLIA	AS 600 / AS 650						○			
	A.O	CRYOCUT 2, HISTOSTAT						○		○	
	BRIGHT	PEARSE-TYPE (FS / FCS / CR)							*1 ○		
		AO BUILT-IN TYPE (FS / FAS)									○
	5030							○			
	DEMON / IEC	MINOTOME						○			
	LEITZ	1720 / 1720 DIGITAL						○			
	LIPSHAW	CRYOTOME						○			
	MILES	LAB TEC 2						○			
	SAKURA	COLDTOME							○		
		CM / MC 2							○		
	Tissue-Tek Cryo3								○		
									○		
	SLEE	MSK / MTE / MHR / MNT / MTC / MEU / MEV							○		
		MNT / MEV							○		
	YAMATO	CR 502							○		
									○		
	LEICA / REICHERT JUNG	CM 1100 / CM 1510 S / CM 1850							○		
		CM 1850 UV / CM 1950 / CM 3050 S							○		
	Frigocut 1800 / 2700 / 2800 / 2800E								○		
								○			
MICROM / THERMO / SHANDON	HM 500 / HM 525 / HM 550 / HM 560							○			
	620 / 620E / 620ME / 620 SME							○			
AS 600 / AS 650							○				
MEDITE	Medistat							○			
DIAPATH	Cryostat Cryopath							○			
HISTO LINE	MC 4000							○			
ZEISS	HYRAX C25 / C50 / C60							○			
LKB	Cryostat							○			
Freezing Microtome (Sartorius Type)		FOR LARGE-SIZED FROZEN TISSUES	○		○			○		○	
		FOR SMALL-SIZED FROZEN TISSUES			○			○		○	

\*1. In some cases, FEATHER blade holders cannot be mounted on older models of microtomes due to the thickness of blade fixing plate.

\*2. No.160E and 240E Microtome Holder Sets are not applicable to rotary type microtomes.


**Microtome blades and holders** for use with resin block thin-sectioning for optical microscopy

Plastic resin samples for light microscope studies have recently been utilized in addition to conventional paraffin samples for retrieval purposes within the medical/biological fields. The advantage of plastic embedding lies in its lower distortion and faithful preservation of tissue structure as compared to sections cut from paraffin blocks. Conventional sectioning of plastic blocks for microscopy employs the use of a super hard, tungsten carbide knife or a Ralph knife. However, certain problems have occurred concerning blade cost effectiveness and sectioning operation efficiency.

The FEATHER H35S Disposable Microtome Blade and 158HD/180HD dedicated blade holders (for sectioning of resin blocks) have been developed to alleviate these specific problems. FEATHER Microtome Blades feature exceptional handling ease and are far superior in both sectioning ability and durability.

Premier FEATHER Microtome Blade technology has developed a durable, ultra-sharp edge capable of thin-sectioning in units of one micron.

Disposable blade design saves time by eliminating grinding to improve operating efficiency.



		No. H355
Specifications	Material	SKH-55
	Length(mm)	80
	Edge angle	35°
	Thickness(mm)	0.8
	Width(mm)	14
Package		10 Blade / Pkg.

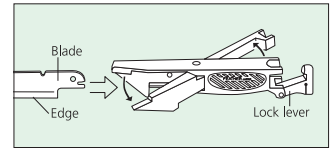
		No. 158HD	No. 180HD
Material		SKD-11	SKD-11
Length(mm)		158	180
Thickness(mm)		10	10
Width(mm)		45	35
Package		One holder / Pkg.	One Holder / Pkg.
Adaptable microtome	Sliding microtome / Rotary microtome (LBK Histo-range, Mult-range, etc.)		
Rotary microtome	(Reichert-Jung 2045, 2055, Microm 340, 350, Anglia AS500, etc.)		

Note:  
The H355 is capable of sectioning blocks using Glycol Methacrylate (GMA).  
Sectioning cannot be completed when using Methyl Methacrylate (MMA).

**Autopsy blade handles and blades**

Main Features:

- \*The handle is autoclavable and features excellent chemical resistance. It can be easily disassembled for cleaning.
- \*Superior sharpness and cutting performance compared to conventional knives.
- \*The same handle can be used for brain dissection and other purposes simply by exchanging the blade.

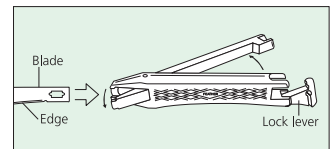


		Autopsy blade handle F-100	Autopsy blade No.100	Autopsy blade No.170	Brain blade No.325
Dimension	Overall(mm)	160(L)x18(w)	222	292	450
	Blade(mm)	---	100	170	325
	Blade thickness(mm)	---	1.2	1.2	1.2
	Material	Special resin	Special stainless steel	Special stainless steel	Special stainless steel
	Packaging	1 pc. per box	5 pcs. per box	5 pcs. per box	5 pcs. per box

**Dissecting blade handles and blades**

Main features:

- \*A special heavy-duty blade was developed for this new dissecting knife.
- \*The extra-thick stainless steel blade provides high rigidity and extra-long life.
- \*The functional autoclavable handle is designed for easy blade replacement and cleaning.

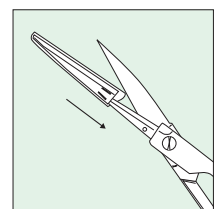


		Dissecting blade handle F-60	Dissecting blade No.61 , No.62
Dimension	Overall(mm)	145	200
	Blade(mm)	---	77
	Blade thickness(mm)	---	0.6
	Material	Special resin	Special stainless steel
	Packaging	1 pc. per box	20 pcs. per box

**Replaceable blade scissors No.145 and blades**

Main Features:

- \*The same handle can be used for three different blade types - sharp / sharp, sharp / blunt and blunt / blunt.
- \*The revolutionary disposable blade design eliminates the cost and trouble of resharpening.
- \*A special stainless steel is used for both blades and handle.



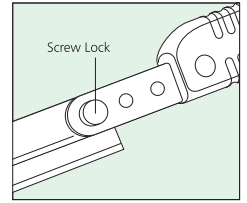
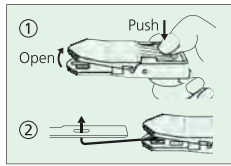
		Scissors	Blade [sharp / sharp], [sharp / blunt], [blunt / blunt]
Dimension	Overall(mm)	132	145
	Blade(mm)	---	48
	Material	Stainless steel	Stainless steel
	Packaging	1 pair per box	5 pairs per box

## Trimming knife handles and blades

### Main Features:

- \*The handle is autoclavable.(except F-80mini & F-80HL)
- \*An ideal trimming knife, with a sharp edge, for cutting tissue without causing deformation.
- \*The securely-fitted blade can be easily attached and removed.

Also usable with High-Profile blade.


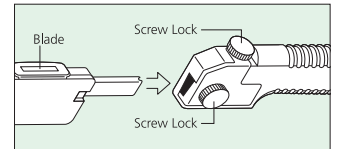


	Handle F-80HL	Handle F-80mini	Handle F-80P	Handle F-130P	Handle F-260P
Length(mm)	64.5	80	217	260	390
Material	Plastic	Plastic	Special resin	Special resin	Special resin
Packaging	5 pcs. per box	10 pcs. per box	1 pc. per box	1 pc. per box	1 pc. per box
Dimension				Blade No.130	Blade No.260
				Overall(mm)	405
				Blade(mm)	260
				Blade thickness(mm)	0.245
				Material	Carbon steel
				Packaging	50 pcs. per box

## Safety trimming knife handles and blades


### Main Features:

- \*With back metal, blade can be attached/detached without touching blade directly.
- \*With plastic case, blade can be disposed without touching blade directly.
- \*Safety and convenient handling.
- \*The handle is autoclavable.



	Blade No.M130RC	Blade No.M260RC	Handle F-1326P
Overall(mm)	165	295	150
Material	Carbon steel	Carbon steel	Special resin
Packaging	10 pcs. per box	10 pcs. per box	1 pc. per box
Dimension	Overall(mm)	165	295
	Blade(mm)	130	260
	Blade thickness(mm)	0.245	0.245
	Material	Carbon steel	Carbon steel
	Packaging	10 pcs. per box	10 pcs. per box





**FEATHER SAFETY RAZOR CO., LTD.**  
**OVERSEAS TRADE DIVISION**

3-70, OHYODO MINAMI 3-CHOME, KITA-KU, OSAKA 531-0075, JAPAN  
PHONE: +81-6-6458-1638 FAX: +81-6-6458-1611  
URL <http://www.feather.co.jp/> E-mail [overseas@feather.co.jp](mailto:overseas@feather.co.jp)